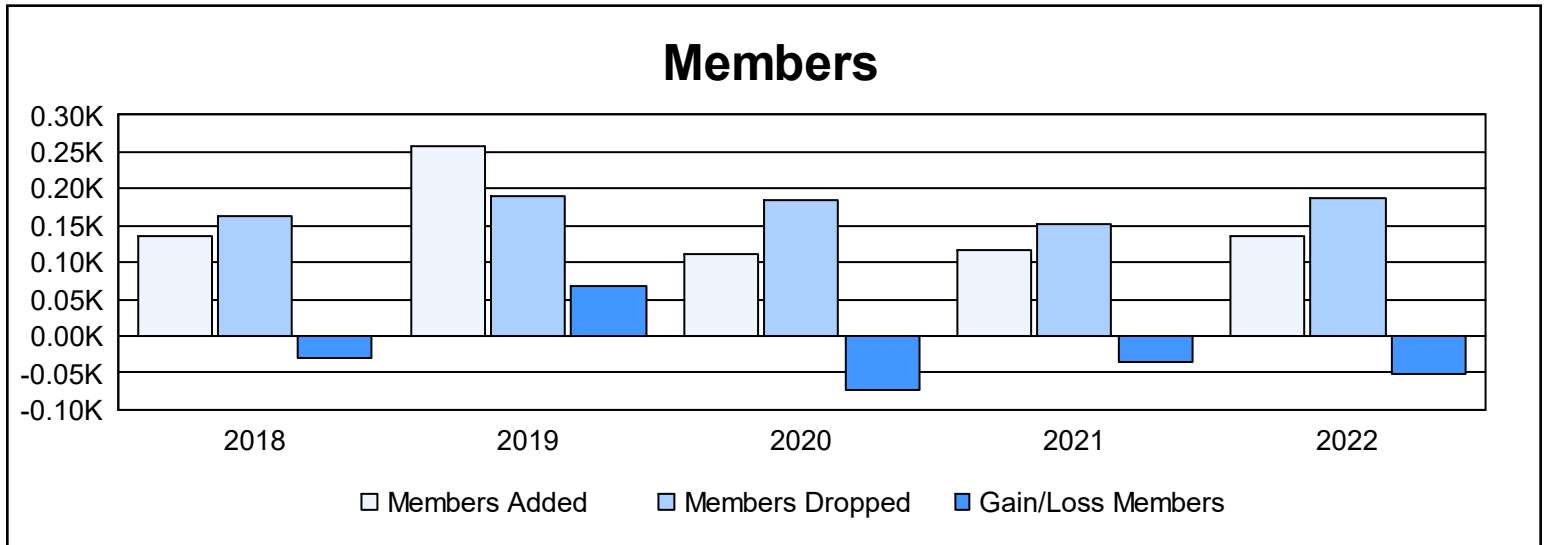
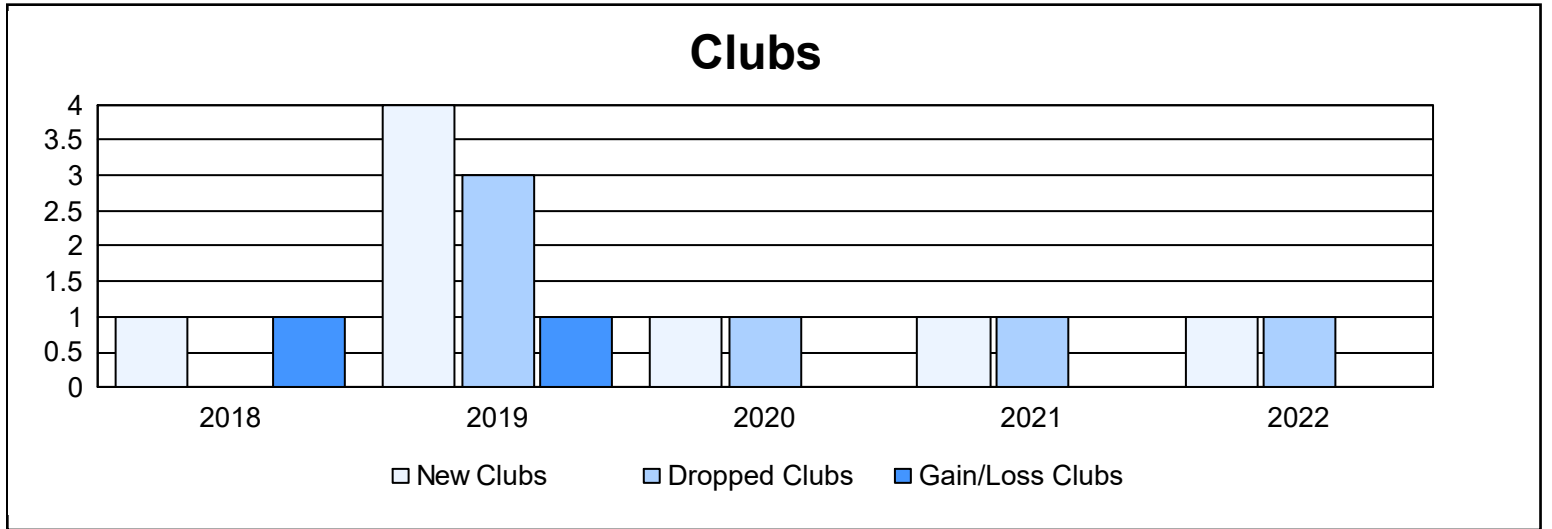
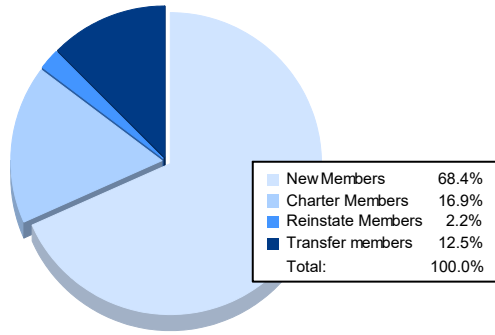


Year	New Clubs	Dropped Clubs	Gain/ Loss Clubs	New Members	Charter Members	Reinstate Members	Transfer Members	Total Member Added	Total Members Dropped	Gain/ Loss Members
2017-2018	1	0	1	80	29	7	19	135	164	-29
2018-2019	4	3	1	134	86	9	30	259	190	69
2019-2020	1	1	0	64	22	6	20	112	185	-73
2020-2021	1	1	0	73	22	7	14	116	152	-36
2021-2022	1	1	0	93	23	3	17	136	187	-51
<b>Average</b>	<b>2</b>	<b>1</b>	<b>0</b>	<b>89</b>	<b>36</b>	<b>6</b>	<b>20</b>	<b>152</b>	<b>176</b>	<b>-24</b>



### Membership Composition June 2022 Cumulative



### Gender Composition June 2022 Cumulative

